
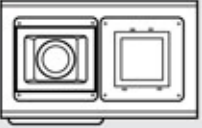
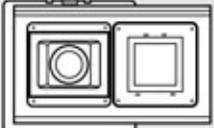




# Cambo Sliding and Multi-Step Sliding Back System Chart

|   |  |   |
|---|--|---|
| <b>1</b> →<br><b>2</b> ↓<br> Ultima 23 plate | <br>Sliding Back<br>(1 frame)<br><b>CSLB-23</b> | <br>Multi-step Sliding Back<br>Stitching possibilities<br><b>CMSLB-69</b> |
|   |  Ultima 45 plate<br><b>CSLB-58</b>              | <b>CMSLB-45</b>   |
|   |  Sinar 45 plate<br><b>SSLB-59</b>               | <b>SMSLB-45</b>   |



Four steps to configure the product :

## 1- Choose the function

- a- Single shot at CCD size
- b- Multistep Stitching

## 2- Choose the LF interface

- a- Cambo Ultima 23
- b- Cambo Ultima 45
- c- Sinar 4x5

## 3- Choose the MF interface

- SLW-80 Hasselblad -V
- SLW-81 Leaf Afi/Sinar HY6
- SLW-87 Contax 645
- SLW-88 Mamiya/PhaseOne DF
- SLW-89 Hasselblad -H

## 4- Choose the Viewing Hood

- SLV-616 Flexible Direct viewing Hood
- SLV-945 Reflex Viewer Right-side-up
- WDS-630 Shiftable Viewing Hood